



SHELTERED HOUSING FOR THE ELDERLY IN MERTON



LONDON BOROUGH OF MERTON SHELTERED ACCOMMODATION

***Applicants for this type of property normally need to be
in rented accommodation***

**If you would like any information on applying to move
to one of the Council's sheltered accommodations,
please telephone the Lettings section on**

020 8545 3717

or any of these extensions 3720, 2041, 3719, 2040

WIMBLEDON – Dorset Hall, Kingston Road

10 Self-contained bedsits with own bathrooms, toilets and kitchens, no lift provided

Support: Non-residential warden

Facilities: Communal garden

Info: Near shops/buses/tramline

MERTON PARK – Wykeham House, Langley Road (adjacent to Dorset Hall)

14 bedsits, ground and first floor, all with own bathroom, toilet and kitchen, no lift provided

Support: Non-resident warden

MORDEN – Yenston Close, Green Lane

40 self-contained 1 bed flats (3 storey) lift

Support: Warden and alarm system

Facilities: Communal lounge

Info: Bus service provided to main shopping area, close to small parade of shops, bus routes and train station

MORDEN – The Oaks, Eastway

42 bedsits, ground and first floor, with own toilet, kitchen, shared bathroom, 4 x bungalows with own bathroom and kitchen. No lift provided

Support: Resident warden and alarm

Facilities: Large communal lounge, library bus service, church services, laundry room

Info: Bus service provided to shops, close to bus route and common

MITCHAM – Doliffe Close, Bond Road

30 bedsits, ground and first floor with own toilet and sink and kitchen, shared bathroom
7 x 1 bed flats with own bathroom, kitchen and toilet and 1 x 2 bed flat with own bathroom, kitchen and toilet, no lift provided

Support: Warden and Alarm

Facilities: Communal lounge, hairdressing service, laundry room

Info: Close to central Mitcham, near bus routes

SOUTH WIMBLEDON – All Saints Road

22 self-contained flats, ground and first floor, no lift provided

Support: Warden

Facilities: Communal lounge

Info: Close to bus routes, small parade of shops and park

WIMBLEDON – Rutlish Road, Charles Road and Kingston Road

20 self-contained 1 bed flats, 2 self-contained 2 bed flats, ground and first floor and 1 x 3 bed house, no lift provided

Support: Warden

Facilities: Communal lounge. Laundry room

Info: Very close to tram line, bus routes and small parade of shops


MORDEN – Jarrow Close

20 1 bed flats, ground and first floor, with own bathroom, kitchen and toilet, no lift provided

Support: Warden and alarm

Facilities: Communal lounge

Info: Close to bus routes, small parade of shops and park



ACCOMMODATION ONLY AVAILABLE TO ELDERLY APPLICANTS

MITCHAM

The Woodlands, Commonside East

10 x 1 bed flats, situated close to bus routes

Glebe Court Bungalows, London Road

14 x 1 bed bungalows with garden, situated close to town centre and bus routes

Glebe Square

3 x 1 bed bungalows and 32 flats situated on ground and first floor. No lift, close to town centre and bus routes

Campbell, Ryves & Armfield Cottages

16 x 1 bedroom flats situated on the ground and first floor, no lift. Close to bus routes, Mitcham library and town centre

Cranmer Farm Close

31 x 1 bed flats situated on ground and first floor close to Mitcham town centre

Jessop Place, Tramway Path

5 x 1 bed flats situated on ground and first floor, close to tramlink and bus routes

Bolstead Road

7 x 1 bed flats situated on the ground and first floor, close to bus routes

MORDEN

Central Road Bungalows

8 x 1 bed bungalows with gardens

Butt Court, Canterbury Road

11 x 1 bed flats situated on ground and first floor. Close to bus routes to Sutton and Morden

RAYNES PARK

Chubb Court, Amity Grove, Raynes Park

8 x 1 bed flats situated on three floors, close to shops, bus routes and Raynes Park station

Dunmore Road

3 x 1 bed flats and 6 bedsits with their own bathroom and kitchen, situated on the ground and first floor, close to shops, bus routes and Raynes Park station

WIMBLEDON

The Lawns, Lake Road

17 x 1 bed flats situated on three floors with attractive communal gardens, fairly close to town centre and bus routes

Lancaster Road

4 x 1 bed bungalows with their own gardens situated close to Wimbledon Village

Haven Close

9 x 1 bed bungalows with their own gardens situated close to Wimbledon Common and bus routes

Queensmere Close

13 x 1 bed bungalows with their own garden situated close to Wimbledon Common and bus routes

SOUTH WIMBLEDON

Will Miles Court

1 bungalow and 16 x 1 bed flats situated on the ground and first floor close to shops, bus routes and South Wimbledon underground station

HOUSING FOR ELDERLY TO PURCHASE

HANOVER HOUSING ASSOCIATION

Cloister House, 53 Griffiths Road, Wimbledon, London SW19.

Estate Manager: Peter Barrett – 020 8542 4372

ANDRIDGE COURT

162 Kingston Road, Merton Park, London SW19.

2 x 1 bed flats in house plus 30 x 1 bed and 4 x 2 bed flats in modern block.

Facilities: 2 communal lounges, laundry, communal kitchen, library, parking and garden.

Eligibility: Must be over 65. No pets permitted.

Info: Near bus.

Residential Manager: Maggie Hamilton – 020 8543 8043

OLD SCHOOL CLOSE

Melrose Road, Merton Park, London SW19.

8 x 1 bed flats and 24 x 2 bed flats.

Facilities: Laundry, guest room.

Eligibility: Must be over 60 and retired.

Estate Manager: Jackie Jewell – 020 8542 8998

RETIREMENT HOME SEARCH

(Specialists in warden type accommodation all over the country)

Kathleen Godfrey Court, Queens Road, Wimbledon, London SW19

1 & 2 bed flats.

Facilities: Communal lounge, laundry.

Info: Near bus.

Sales: 01425 638 863

SOUTH LONDON FAMILY HOUSING ASSOCIATION

Lewis Court, Chatsworth Place (1987)

52 x 1 & 2 bed self-contained flats (4 storey with lift).

Support: Warden and community alarm.

Facilities: Communal lounge, communal kitchen, craft room, guest room, laundry.

Eligibility: Must be over 55.

Sales: 020 8296 5500

RENTED HOUSING SCHEMES

Number to call to join waiting list: **0845 7758 595**

ANCHOR HOUSING ASSOCIATION **Tel: 01274 381600**

***ELGIBILITY** – Must be retired and over 55. If under retirement age, must be medically retired and NOT seeking employment. All dwellings have lifts where necessary. Existing cats/dogs allowed but must not be replaced if they die. No big dogs permitted.*

WIMBLEDON – Adyar Court, Worple Road (1988)

15 flats (4 storey).

Support: Community Alarm.

Facilities: Communal lounge, guest room, laundry.

Info: Near bus/shops.

WIMBLEDON – Holmhurst Court, Copse Hill (1979)

19 studios and 19 x 1 bed flats (3 storey) including 37 mobility and 1 wheelchair dwelling.

Support: Warden and community alarm.

Facilities: Communal lounge, guest room, laundry.

Info: Near bus/shops.

WIMBLEDON – Louie Black House, Elm Grove (1977)

18 studios and 23 x 1 bed flats (4 storey). All mobility dwellings.

Support: Warden and community alarm.

Facilities: Communal lounge, guest room, laundry.

Info: Near bus/shops.

WIMBLEDON – Naomi Watts House, Denmark Avenue (1977)

9 studios and 23 x 1 bed flats (4 storey). All mobility dwellings.

Support: Warden and community alarm.

Facilities: Communal lounge, guest room, laundry.

Info: Near bus/shops.

WIMBLEDON – Rathb x 1 House, The Downs (1980)

17 studios and 9 x 1 bed flats (4 storey) including 30 mobility and 1-wheelchair dwellings.

Support: Warden and community alarm.

Facilities: Communal lounge, guest room, laundry.

Info: Near bus/shops.

WIMBLEDON – Jimmy Savill House, The Ridgway

3 studios and 20 x 1 bed flats.

Support: Warden and community alarm.

Facilities: Communal lounge, guest room, laundry.

Info: Near bus/shops

MITCHAM – Sir Arthur Bliss Court, London Road (1989)

62 units – studios and 1 bed flats (3 storey with lift) including 1 wheelchair dwelling.

Support: Warden

Facilities: Communal lounge, guest room, laundry.

Info: Near bus/shops.


MITCHAM – Mary Tate's Almshouses, Cricket Green (1991)

7 x 1 bed Grade 2 listed single storey cottages – fully modernised.

Support: Warden and community alarm.

Facilities: N x 1

Info: Near bus/shops.



HANOVER HOUSING ASSOCIATION

Tel: 01784 446000

ELIGIBILITY – *Must be over 60. May be in employment. “Extra Care” available to disabled. Pets allowed including cats and dogs. Lifts where necessary.*

MITCHAM – Glebelands, Love Lane

32 x 1 bed flats

Support: “Extra Care” scheme. Estate Manager on site.

Facilities: Communal dining room, laundry, hairdressing

WIMBLEDON – Allerton House, Leyton Road

12 flats.

Support: Call system.

Facilities: Communal lounge at Fiske Court.

WIMBLEDON – Fiske Court, Hanover Road

4 studios plus 19 x 1 bed and 1 x 2 bed flats.

Support: Warden.

Facilities: Communal lounge, laundry.

WIMBLEDON – Gilbert & De Burgh Roads

10 x 1 bed flats and 4 x 1 bed bungalows.

Support: Community alarm.

Facilities: Communal lounge at Fiske Court.

WIMBLEDON – Mellor Court, De Burgh Road

10 Flats

Support: N x 1

Facilities: Communal lounge

WIMBLEDON – Mansel Road

12 studios (12 x 1 bed bungalows)

Support: N x 1

Facilities: N x 1

WILBERFORCE HOUSING ASSOCIATION

020 8947 5233

WIMBLEDON – Broughton House, Denmark Street

8 bedsits and 4 x 1 bed flats, 4 storey

Support: Warden (based at adjoining Thornton Lodge)

Facilities: Communal lounge, guest room, all facilities at adjoining Thornton lodge

Info: Near bus/shops

WIMBLEDON – Thornton Lodge, Thornton Hill

22 bedsits and 4 x 1 bed flats (4 storey)

Support: Warden

Facilities: Communal lounge, guest room, laundry

Info: Near bus/shops

WIMBLEDON – Wilberforce House, Worple Road

19 bedsits and x 1 bed flat (4 storey)

Support: Warden

Facilities: Communal lounge, laundry

Info: near bus/shops

ST PANCRAS AND HUMANIST HOUSING ASSOCIATION

020 7485 8776

WIMBLEDON – Blackham House, Worple Road (2001)

17 x 1 bed flats (disabled on ground floor) and 2 two-bed flats

Support: Warden and community alarm

Facilities: Communal lounge, laundry, parking

Info: near bus/shops

Wimbledon – Erica House, Worple Road (1979)

15 studios and 3 x 1 bed flats (4 storey with lift)

Support: Community alarm

Facilities: Communal lounge, guest room, laundry, parking

Info: Near bus/shops

***HOTEL & CATERING BENEVOLENT
ASSOCIATION
Tel: 020 8946 1676***

ELIGIBILITY – *Must be retired.*

WIMBLEDON – Darleston Road (1969)

30 x bedsits with own bathrooms and 8 x “Residential Care” units (3 storey with lift).

Support: “Residential Care” scheme

Facilities: Communal lounge, laundry. No cats/dogs allowed but caged birds may be permitted.

***SOLON WANDSWORTH HOUSING ASSOCIATION
020 8637 7000***

MORDEN – Seddon Road

14 self-contained x 1 and two bed flats

Info: Close to bus routes/of shops

FAMILY HOUSING ASSOCIATION
020 7501 2000

MORDEN – Quartermain House, St Helier Avenue

21 self-contained x 1 and two bed flats

Info: Close to bus routes/small parade of shops

MILLAT ASIAN HOUSING ASSOCIATION
020 8640 6413

MITCHAM – Millat Court, off Christchurch Road

12 on bed properties

MITCHAM – Palestine Grove

4 on bed properties

MITCHAM – Liberty Avenue, Mitcham

5 x 1 bed properties

MITCHAM – Holmes Road

4 x 1 bed properties

MERTON UNITED CHARITIES
020 8540 6561

WIMBLEDON – Kingston Road
6 x 1 bed flats

WANDLE HOUSING ASSOCIATION
020 8682 1177

MITCHAM – Sibford Court
18 x 1 bed flats and 1 two bed flat
Support: Visiting Warden
Info: Close to shops/bus routes/town centre

EXTRA CARE HOUSING

Sheltered housing is usually aimed at the active elderly, who are independent and relatively fit. For those needing a little more care and support “Extra Care” schemes may be more suitable.

There are two extra care housing schemes for older people in Merton:

- ❖ Trellis House, Colliers Wood – run by Shaftesbury Housing Association
- ❖ Glebelands, Mitcham – run by Hanover Housing Association

What is extra care housing?

- ❖ Extra care housing is similar to Sheltered Housing - who provide services such as a scheme manager, a call system and communal areas – and extra care has these as well as care staff who work in the building 24 hours a day and provide personal care for residents.
- ❖ Most extra care schemes are modern and flats are roomy and suitable for people who use wheelchairs.
- ❖ Trellis House also has an activities organiser and an activities programme.
- ❖ Glebelands provides a midday meal for residents.
- ❖ The main aim of extra care housing is to provide a high level of care and support, but to ensure people remain independent for as long as possible.

MAKING AN APPLICATION

Applications can be made direct to the landlord concerned. However, as the majority of social landlords are subsidised to provide lettings to council nominated applicants, it is often better to be referred.

BUYING SHELTERED HOUSING

All the same rules apply when buying sheltered housing as when renting. They all offer different facilities and levels of support so it is important to compare them to get the best value for your money.